

IPCB – Escola Superior de Educação activities

- Training
- Lesson plans
- Europe day (May, 9th) and other dissemination activities related to the training
- Case studies



WE ARE EUROPE
Project Number 2014-1-AT01-KA201-001016

Instituto Politécnico de Castelo Branco
Escola Superior de Educação

Erasmus+

Sabe o que é que os jovens gostariam de saber sobre a Europa?

we are Europe

Temas europeus transversais ao currículo: uma oficina de formação

Objetivo:
Incentivar a criação e desenvolvimento de metodologias de ensino/aprendizagem inovadoras com base no conhecimento de interesses dos alunos e de materiais do projeto **we are europe**

Convite à participação na comunidade

WE ARE EUROPE

Destinatários:
Professores do Ensino Básico, Bibliotecários e Animadores

Total de horas de formação:
40 horas de formação ativa
(18 horas presenciais e 22 de trabalho autónomo)

Local - Escola Superior de Educação de Castelo Branco
Datas - 4, 13, 20, 27 de janeiro / 3 de fevereiro / 27 fevereiro - seminário aberto
Formadores - Gertrudes Amaro e Margarida Morgado

Interessado (a)? Contacte gertrudes.amaro@ipcb.pt

*A ação encontra-se em processo de creditação junto do CCPC. A creditação na área C07 abrange a proficiência das 2ª e 3ª ciclos do ES.
Disclaimer: Projeto financiado com o apoio da comissão europeia. A informação contida nesta publicação (comunicação) vincula exclusivamente o autor não sendo a comissão responsável pela utilização que dele possa ser feita.



Instituto Politécnico
de Castelo Branco
Escola Superior
de Educação



WAE...



- ✓ **Teacher Training**
- ✓ **Teachers projects and lesson plans**
 - ✓ **Evaluation of Training**
 - ✓ **Dissemination of Training & Europe's day (May 9th)**

Training dates and training plan

- In-service accredited training (6 modules/ sessions – 40 hours (18+22))

Start: January, 6th, 2016

End: March 2016

TEMAS EUROPEUS TRANSVERSAIS AO CURRÍCULO : ESTRATÉGIAS DE ENSINO, CONCEPÇÃO E ADAPTAÇÃO DE MATERIAIS E PLANIFICAÇÃO DE UNIDADES DE ENSINO NA PERSPETIVA DA MULTI-, INTER- E TRANSVERSALIDADE (MIT) DE SABERES E COMPETÊNCIAS

- Área C - ÁREA DE PRÁTICA E INVESTIGAÇÃO PEDAGÓGICA E DIDÁCTICA
- - C07- INOVAÇÃO EDUCACIONAL

Teachers' projects and lesson plans

Bombombos/ Bass Drums



Name: António Pedro Gonçalves Dias
Institution: Agrupamento de Escolas de Idanha a Nova
Theme: Percussion instruments: Traditional bass drums (Bombo)
Subject areas: Music/ Bombombos Clube de Bombos do Agrupamento de Escolas de Idanha-a-Nova
Number of classes: 5x45 min

Technology is great



Name: Ana Maria da Silva Cravo
Institution: Escola Secundária Nuno Álvares, AENA
Theme: Technology is Great
Subject areas: English
Number of classes: 5x90min

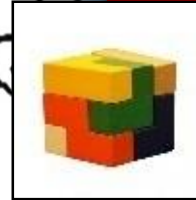
A Europa/ Europe

Name: Isabel Maria Lebre Falcão
Institution: Escola Cidade de Castelo Branco
Theme: Europe
Subject areas: Citizenship education
Number of classes: 4x45 min



Construção de Jogos/Games

Name: Teresa Maria Santos Bento Caldeira
Institution: Escola Cidade de Castelo Branco
Theme: Building games; Improve vocabulary in languages (Portuguese and English)
Subject areas: Clube Ludolettras
Number of classes: 10x90min



A Guerra Fria/ The Cold War

Name: Maria de Lurdes Castiço Ribeiro Lopes
Institution: Agrupamento de Escolas Nuno Álvares
Theme: From post-war to the 80s; The "Cold War"
Subject areas: History and Citizenship education
Number of classes: 6x45 min



Juntos, Somos Europa/Together, We are Europe

Name: Sílvia Melchior e Sandra Lourenço
Institution: Centro de Promoção de Leitura Serra da Estrela
Theme: Ecology in my school
Subject areas: Civic education
Number of classes: 6x45min



Educação para a cidadania, direitos e paz/ Citizenship education, human rights and peace

Name: Maria Duarte Pinto Castel-Branco
Institution: Agrupamento de Escolas Nuno Álvares
Theme: Citizenship education (human rights education; intercultural education; peace education; European dimension of education)
Subject areas: History and Citizenship education
Number of classes: 6x45 min



O Humanismo/ Humanism

Name: Maria Dulce Caeiro Gaitas Dias
Institution: Agrupamento de Escolas Nuno Álvares
Theme: Humanism
Subject areas: History, Arts
Number of classes: 4 and some homework



Unidos pelo Chocolate/United by chocolate

Name: Ana Cristina Coelho Gordino Simões e Maria Fernandes Pereira Figueiredo Tavares
Institution: Escola Básica Cidade de Castelo Branco
Theme: United by chocolate
Subject areas: Music, Mathematics and Science
Number of classes: 16x45min



Bombombos **Bass drums**



Unit/ Lesson plan:

Lesson 1

- Looking at drums
- The characteristics of bass drums

Lesson 2

- How to present bass drums and their features
- The bass drum group and its performativity
- Defining the project

Lesson 3

- Carrying out the project
- Searching on the internet

Lesson 4

- Presenting and discussing in groups

Lesson 5

- Final presentation

Cooperation

Video material on the project

- History
- Function
- Traditions (arruadas)
- Other school groups
- Repertoire
- Geographical location
- Photos and videos
- Craftspeople
- Traditional ensembles

Technology is great

Unit /Lesson plan

Lesson 1

- The students are organized in groups of three and each group receives a worksheet with instructions
- The groups consult the list of topics and decide what kind of project they want to present (PowerPoint, dramatization, video)
- Students explore project resources

Lesson 2

- Students fill in the worksheet with to do tasks
- Students fill in the worksheet on assessment of group

Lesson 3

- Students fill in the worksheet with to do tasks
- Students fill in the worksheet on assessment of group

Lesson 4

- Distribution of a survey with 3 multiple choice questions
- Teacher assesses presentations

Lição 5


- Each group corrects multiple choice surveys
- Speaking componente - Final evaluation
- Distribution of a document with advantages and disadvantages about the project



Cooperation

- Via internet (school webpage, e-mail, social networking or via post (CTT)).

Construção de Jogos/ Building Games



Unit/Lesson plan:

Lesson 1

- Students explore some sites from the Resources section to learn about some content and explore games

Lesson 2

- Students debate which topics may be used to advertise Castelo Branco
- Students research relevant information

Lesson 3/4

- Students build a PowerPoint to disseminate information, in Portuguese and English.

Lesson 5

- Students build a data bank of suggestions on previously selected themes.

Lesson 6/7/8

- Students build a game within the Multimedia Club activities

Lesson 9

- Game implementation for other students

Lesson 10

- Assessment and revision of activities

Cooperation

- Playing with their games

Juntos, Somos Europa /Together, We are Europe

Unit/Lesson plan

Lesson 1

- Ice breaker with a game “Discovering Europe”
- Survey
- Find answers at home

Lesson 2

- Show map of Europe
- Write the names of the countries on the map
- Get answers for some issues

Lesson 3

- Presentation
- Discussion about the Environment
- **Brainstorming about environmental problems at school**

Lesson 4

- Create the “Environment brigades”- use technologies to detect problems
- Find solutions
- Create resources through online platforms

Lesson 5

- Material production

Lesson 6

- Dissemination of projects



Cooperation:

- Disseminate projects among school colleagues
- Investigate in a partner country which books / resources they use to debate ecological issues
- Motivate others for environmental protection
- Inquire about environmental issues in other schools
- Inquire on solutions found for similar problems in other countries

Unidos pelo Chocolate /United by chocolate

Unit/Lesson plan:

Lesson 1/2

- WAE Project; Connection of some European countries to chocolate

Lesson 3/4

- Cultural specificities of some countries in relation to chocolate

Lesson 5/6

- The history of chocolate
- How chocolate is consumed in Europe and prices
- European rules

Lesson 7/8/9/10

- How is chocolate used in Europe?



Cooperation

- Creation of a webpage for students to share resources, findings and projects
- Games
- Cookbook about chocolate
- Original song created by the students

○ Humanismo /Humanism

Unit/Lesson plan:

Lesson 1

- After the homework (game), the students will elicit other questions to include in the game
- Watching a video about Castelo Branco
 - Historical places
 - Historical figures
 - Handmade activities

Lesson 2


- Setting up the students in groups
- Homework: a photo-report on selected places / sites.

Lesson 3

- Selection of images and research on topic
- Producing materials and resources

Lesson 4

- Presenting projects



Cooperation

- Projects of small groups (3/4 elements)
- Photographic report from city places and historical characters that they like to show to others
- Information search about the selected historical characters and places

Educação para a cidadania, direitos e paz /Citizenship education, rights and peace



**Educar para a
Cidadania**

Lesson/Unit plan:

Lessons 1/2/3

- Students watch the film “Aristides de Sousa Mendes, o Cônsul de Bordéus”(a Portuguese ambassador in Bordeaux, who helped Jews escape by granting them a visa)
- Students research relevant data(Portuguese people who may have helped Jews during WW2; other countries and what they did)
- Reflect on how to present data to other students and to the project partners

Lesson 4

- After watching the movie, students note down three emotions they associate with Aristides de Sousa Mendes
- Presenting their refugee stories to other classes
- Method of preparation and dissemination of compiled information


Lesson 5/6

- Group work to finalize presentations of collected material

Cooperation

- Search information about Aristides de Sousa Mendes
- Projects done in small groups that can be presented to other students and to the partner countries

A “Guerra Fria” /The “Cold War”



Unit/ Lesson plan:

Lesson 1

- The students are invited to play 2 games from Resources: “ Discovering Europe” and “Time Machine”
- Setting the context through guided questions:
 - Why was the European Community created?

Lesson 2

- Identifying the organization created through the Treaty of Rome
- Main objectives of the EU
- The importance of the Maastricht Treaty

Lesson 3

- To identify the 28 EU member states
- The main operative areas of the EU
- The main EU organizations

Lesson 4

- Main EU rights and duties
- Research on the “ We are Europe” member states

Lesson 5

- Project work and scripts for videos to include in a common timeline

Lesson 6

- Video taping

Lesson 7

- Broadcasting videos on the timeline

Cooperation

- Project will be accessible through <http://www.dipity.com/> where the timeline will be lodged.

A Europa /Europe

Unit/Lesson plan:

Lesson 1

- Reading and analysing the tale "Abduction of Europa"

Lesson 2

- Dramatizing "Abduction of Europa"

Lesson 3

- Props, body posture and character lines are prepared by students

Lesson 4

- Dramatizing "Abduction of Europa" and videorecording.



Cooperation:

- Presentation- Dramatization film "Abduction of Europa"



WE ARE EUROPE



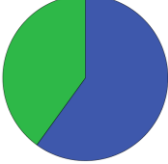
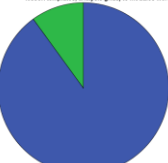
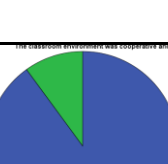
Project Number 2014-1-ATO1-KA201-001016



Evaluation of Teacher Training Modules for Teacher Trainers

This project has been funded with support from the European Commission. This publication reflects the views only of the author, and the Commission cannot be held responsible for any use which may be made of the information contained therein.

Criteria	Statistics (N=10)		
	Strongly agree	Agree	Graph
1. The purpose and scope of the WAE training was clearly presented	80%	20%	<p>The purpose and scope of the WAE training was clearly presented</p>
2. The modules assisted teachers in meeting the intended objectives of the WAE project	60%	40%	<p>The modules assisted teachers in meeting the intended objectives of the WAE project</p>
3. The overall organization of modules was well organized	100%		<p>The overall organization of modules was well organized</p>
4. There is clearly articulation between the five modules	90%	10%	<p>There is clearly articulation between the five modules</p>
5. The modules provided enough guidance on how to integrate WAE List of Resources, Tips for Teachers, and collected fact finding data in teaching	50%	50%	<p>The modules provided enough guidance on how to integrate WAE List of Resources, Tips for Teachers, and collected fact finding data in teaching</p>

Criteria	Statistics (N=10)		
	Strongly agree	agree	Graph
1. The examples provided in the Modules were useful	50%	50%	 <p>The examples provided in the Modules were useful</p>
2. The balance between work in class and self study was adequate for the intended outcomes	50%	50%	 <p>The balance between work in class and self study was adequate for the intended outcomes</p>
3. The 15 face-to-face contact hours and the 15 self study hours were adequate for the intended outcomes	60%	40%	 <p>The 15 face-to-face contact hours and the 15 self study hours were adequate for the intended outcomes</p>
4. The supporting documents (powerpoint presentations, teacher log, unit and lesson templates, analysis grids) to Modules were adequate	90%	10%	 <p>The supporting documents (powerpoint presentations, teacher log, unit and lesson templates, analysis grids) to Modules were adequate</p>
5. The classroom environment was cooperative and collaborative	90%	10%	 <p>The classroom environment was cooperative and collaborative</p>

IPCB – Escola Superior de Educação activities connected to training and dissemination

- Europe day (May, 9th) Emazing things coming your way from AENA – Escola Secundária Nuno Álvares, Castelo Branco



what have we done so far?

we are
Europe

EB Senhora da
Piedade



ES Nuno
Álvares

we are Europe is an Erasmus+
project and AENA is really happy
to be part of it



EB Cidade de
Castelo Branco

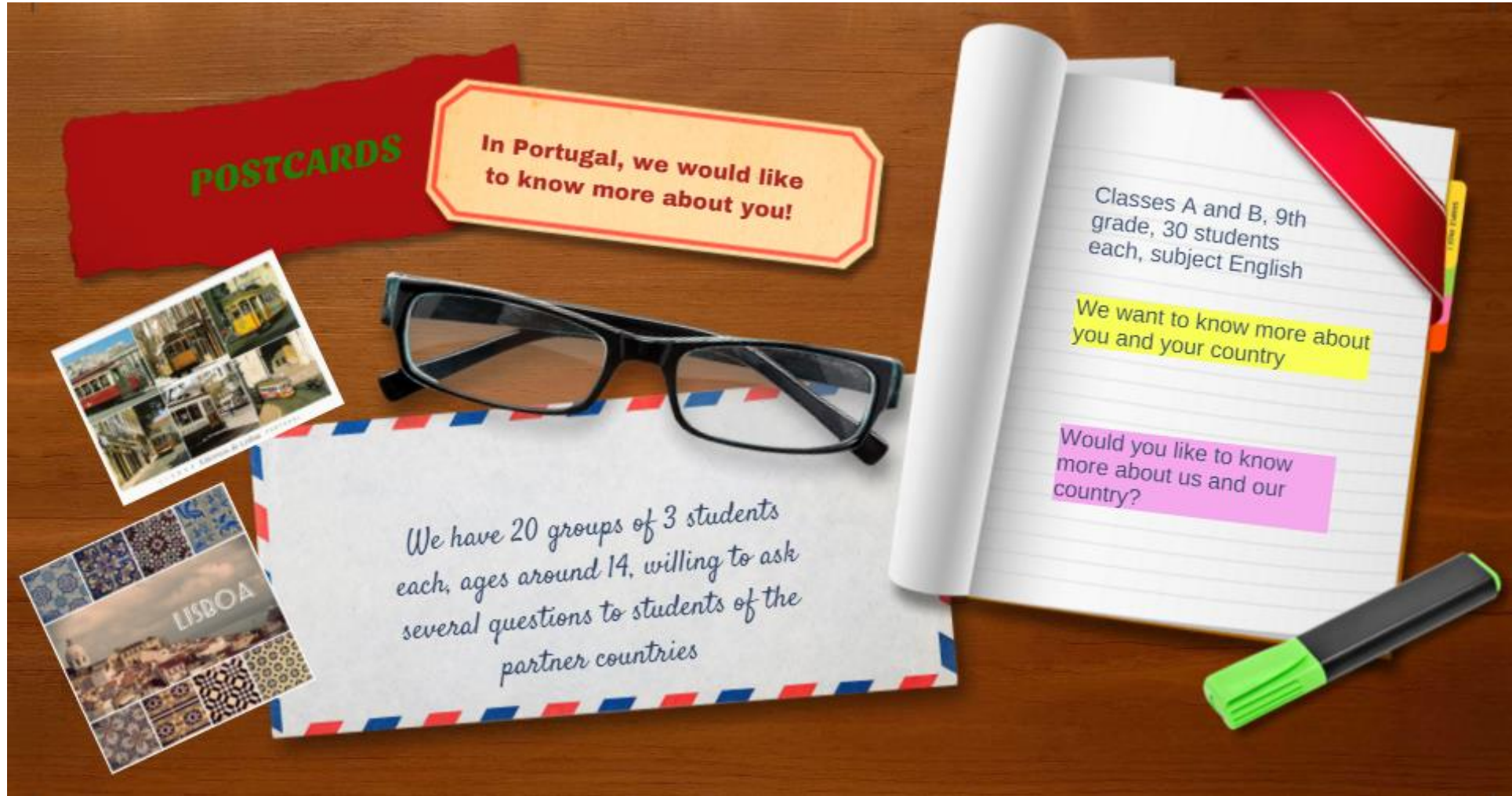


Erasmus+



WE ARE EUROPE

Project Number 2014-1-AT01-KA201-001016



12 de MAIO DIA DA EUROPA

ESCOLA
**CIDADE
CASTELO
BRANCO**
*Agrupamento de Escolas
Nuno Álvares*

16H

Hastear das bandeiras
de Portugal e UE

16h30

Lanche Europeu

17H

Jogos Europeus

Meteor
Escola

Clube
Europeu

we are
Europe

Organização

Clube Europeu da Escola Cidade de Castelo Branco
com a colaboração do projeto "We are Europe"

DIA DA EUROPA

12 MAIO 2016

Às 16H

Escola Cidade de Castelo Branco

Agrupamento de Escolas Nuno Álvares

No dia 12 de maio,
O Clube Europeu da
Escola Cidade de Castelo
Branco com a colaboração
do projeto "We are Europe"
vai comemorar o Dia da Europa.
Convidamos V. Ex.^a a festejar
connosco a paz e a unidade
do continente europeu.

16H - Hastear das bandeiras
de Portugal e da UE

16h30 - Lanche europeu

17h00 - Jogos Europeus

Organização

Clube Europeu da Escola

Cidade de Castelo Branco

